

TEL. 9575997, 9567298, 9554725

JANATA BANK LIMITED

For Previous Rate Sheet Click

PABX-575,

TREASURY DEPT.(FRONT OFFICE)

<https://goo.gl/URA0t4>

Mail: fxdeal@janatabank-bd.com

HEAD OFFICE, DHAKA

Exchange Rate Circular - 57

INDICATIVE ONLY: Rates may vary in the

DATE : 22 Mar 2020

EFFECTIVE DATE: 22 Mar'2020

same day

Sunday

A) CROSS RATE OF N.Y CLOSING & S.E. ASIAN MARKETS AS ON 20/03/2020

	GBP/USD	EUR/USD	USD/JPY	USD/C.DLR	USD/S.FRA	AUD/USD
SELLING	1.1644	1.0696	110.8000	1.4362	0.9865	0.5800
BUYING	1.1641	1.0694	110.8300	1.4367	0.9868	0.5798

B) JANATA BANK LTD'S CASH

CURRENCY & T.C TO PUBLIC TK PER UNIT OF FOREIGN CURREN

SELLING	CURRENCY	BUYING	SELLING	CURRENCY	BUYING
87.7000	US Dollar	86.6000	23.6000	Saudi Riyal	22.8000
101.1000	G. B. Pound	99.4000	24.0000	UAE. Dirham	23.0000
94.4000	Euro	92.4000	21.0000	MAL.Ringit	20.0000
52.3000	Aus. Dollar	50.3000	1.2400	Indian Rupee	1.1800

BE SAME AS SELLING T.T.& O.D AND BUYING O.D. TRANSFER

C)	SELLING		NAME OF CURRENCY	BUYING			
	T.T.& O.D.	B.C.		T.T.CLEAN	T.T.DOC	O.D.SIGHT EXP.BILLS	O.D. TRANSFER
	84.9500	84.9500	US Dollar	84.2000	84.1500	84.1000	83.9000
	99.7863	99.9213	G. B. POUND	98.5691	98.2643	98.0766	97.6688
	93.0364	93.1685	EURO	91.7423	91.3961	91.1817	90.3174
	0.7888	0.7942	JP.YEN	0.7678	0.7610	0.7597	0.7570
	61.1168	61.2589	CAN.DLR	61.0318	60.8637	60.6816	60.0895
	86.7511	86.9216	SWISS.FRANC	86.0938	85.9026	85.8221	85.7216
	222.7782	223.3427	OMANIAN RIYAL	219.1558	218.9221	218.2800	217.9579
	11.0000	11.4366	H.K.DLR	10.9266	10.9150	10.8832	10.8513
	61.9680	62.7280	SING.DLR	61.4511		61.2186	59.9827
	2.6163	2.6272	THI.BAHT	2.5897		2.5794	2.5718
	19.3274	19.3842	MAL.RINGIT	19.1120		19.0360	18.9803
	23.3010	23.3092	UAE.DIRHAM			22.9816	22.9143
	22.7746	22.8326	SAUDI RIYAL			22.4654	22.4000
	23.5000	23.4409	QATAR RIYAL				21.5000
	278.2034	278.4999	KUWAIT DINAR				269.0000
	223.6480	223.7274	BAHRAIN DINAR				218.8400
	12.8053	13.0162	CHINESE YUAN				11.5000

D) USANCE RATE:	30 DAYS	60 DAYS	90 DAYS	120 DAYS	150 DAYS	180 DAYS
US Dollar	83.5988	83.1077	82.6165	82.1253	81.6342	81.1430
G. B. POUND	97.5016	96.9266	96.1052	95.7767	95.2017	94.6267
EURO	90.6465	90.1114	89.3469	89.0410	88.5059	87.9707

E) FORWARD RATE:		1 MONTH	2 MONTHS	3 MONTHS	6 MONTHS	1 YEAR
SELLING	US Dollar	86.0894	86.5287	86.9181	88.2861	0.0000
BUYING	US Dollar	85.0982	85.1964	85.4946	85.6893	0.0000


F) NFCD INTT RATE, EFFECT ON: 16.03.2020 To 31.03.2020	1 MONTH	3 MONTHS	6 MONTHS	12 MONTHS
US Dollar	0.55013	0.59313	0.57138	0.57163
G. B. POUND	0.03175	0.25550	0.36113	0.46463
EURO	0.00000	0.00000	0.00000	0.00000

G) LIBOR AS ON 20/03/2020, 60 DAYS 1.10000 90 DAYS 1.20413 180 DAYS 0.99425


H) INDICATIVE RATE OF 01 SDR, USD WITH NTL, CUR OF ACU MEMBERS AS IMF RATE 20/03/2020	IN.RS	N.RS	SL.RS	PK.RS	BD TK	USD
USD 1	74.9963	117.4133	186.7895	143.5644	84.5800	
SDR 1	101.1625	158.3787	251.9603	193.6540	114.0899	1.3489


IN CASE OF AUS. DOLLAR CASH RATE WILL BE USED FOR T.T ALSO

Rates mentioned in row C, D, E and F are applicable only for bank's own customers.


Md. Nur Islam
PO
Prepared By


Syeda Hasinatul Jannat
SPO
Checked By


M.M Awrangzeb
AGM
Authorised Signature


Md. Yakut Mia
DGM
Authorised Signature